




LIFE CYCLE OF A CHRISTMAS TREE



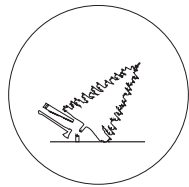
SEED



SAPLING



SMALL TREE



CUT DOWN TREE




CHRISTMAS TREE

Christmas trees are grown and harvested in all 50 states.



LIFE CYCLE OF A CHRISTMAS TREE



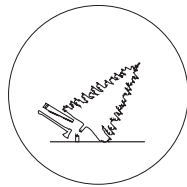
SEED




SAPLING



SMALL TREE



CUT DOWN TREE




CHRISTMAS TREE

Approximately 100,000 people are employed full or part-time in the Christmas tree industry.



LIFE CYCLE OF A CHRISTMAS TREE



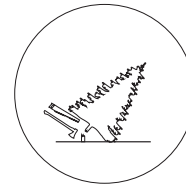
SEED



SAPLING



SMALL TREE



CUT DOWN TREE




CHRISTMAS TREE

In the United States, there are almost 15,000 Christmas tree farms.



LIFE CYCLE OF A CHRISTMAS TREE



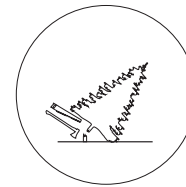
SEED



SAPLING



SMALL TREE



CUT DOWN TREE



CHRISTMAS TREE

There are approximately 350 million Christmas trees growing on U.S. farms.